

## Miragrid® Geogrids for Soil Reinforcement

TenCate develops and produces materials that function to increase performance, reduce costs and deliver measurable results by working with our customers to provide advanced solutions.

The Difference Miragrid® Geogrids Make:

- High long-term design strengths (LTDS). Miragrid® geogrids have more than 100,000 hours of tension creep testing performed at an independent test laboratory. Credible, dependable long term strength assured.
- Cost effective. Creep resistant polyester fibers provide higher allowable tensile strength, minimizing the required number of geogrid layers. Wide rolls significantly reducing placement time, lowering cost.
- Light weight, easy to handle. No sharp edges.
- Flexible, tough. Minimizes movement of soil structure.
- Custom fabrication. Rolls fabricated to meet your specific project requirements.
- Miragrid® geogrids provide the widest strength range, and are the highest strength geogrid material in the market today.

### APPLICATIONS

Miragrid® geogrids can be used in most MSE applications for soil reinforcement including internally reinforced soil walls, segmental retaining wall reinforcement, steep reinforced slopes, and reinforcement in a variety of landfill applications including potential voids bridging and veneer stability. When a project specifies for long-term design strength for structure stability use Miragrid® geogrids.

### INSTALLATION GUIDELINES

Before placing Miragrid® geogrids, the surface should be cleared of all debris and the foundation base proofrolled. The grids should be rolled out, cut to length, thus eliminating field connections and laid at the proper elevation, location and orientation. Since geogrids vary in strength with roll direction, Miragrid® geogrids should be laid in the direction of main reinforcement.

After rolling out, the geogrid should be tensioned by hand until it is taut, free of wrinkles, and lying flat. Adjacent geogrid rolls may be butted together side-by-side without overlap. Splices in the main reinforcement direction should be avoided.



Certain fill placement procedures may require the reinforcement to be held in place by stakes, sandbags, or fills, as directed by an engineer. A razor blade, sharp knife or scissors may be used to cut the geogrid. Fill placement should follow the standard practice, or as defined in the project specifications or directed by the Engineer. Care should be taken to prevent wrinkles and/or slippage of reinforcement during fill placement and spreading.

*These guidelines serve as a general basis for installation. Detailed instructions are available from your TenCate representative.*



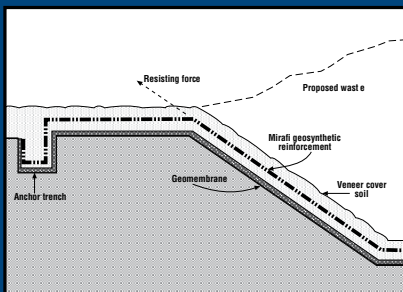
# Miragrid® Geogrids for Soil Reinforcement

Property*	Test Method	Units	2XT <sup>1</sup>	3XT	5XT	7XT	8XT	10XT	20XT	22XT	24XT
Polymer (coating)	—	—	PET (PVC)	PET (PVC)	PET (PVC)	PET (PVC)	PET (PVC)	PET (PVC)	PET (PVC)	PET (PVC)	PET (PVC)
Tensile Strength @ Ultimate (MARV)	ASTM D6637	lbs/ft (kN/m)	2000 (29.2)	3500 (51.1)	4700 (68.6)	5900 (86.1)	7400 (108.0)	9500 (138.6)	13705 (200.0)	20559 (300.0)	27415 (400.0)
Creep Reduced Strength	ASTM D5262	lbs/ft (kN/m)	1266 (18.5)	2215 (32.3)	2975 (43.4)	3734 (54.5)	4684 (68.3)	6013 (88.0)	8674 (127.0)	13012 (190)	17351 (253)
Long Term Design Strength (In Type 3 Backfill) (sand, silt, clay)	GRI-GG4	lbs/ft (kN/m)	1096 (16.0)	1918 (28.0)	2575 (37.6)	3233 (47.2)	4055 (59.2)	5206 (76.0)	7510 (110.0)	11266 (164.0)	15023 (219.0)
Packaging	Units		2XT <sup>2</sup>	3XT <sup>2</sup>	5XT <sup>2</sup>	7XT <sup>2</sup>	8XT <sup>2</sup>	10XT	20XT	22XT	24XT
Roll Width	ft (m)		12 (3.6)	12 (3.6)	12 (3.6)	12 (3.6)	12 (3.6)	12 (3.6)	12 (3.6)	12 (3.6)	12 (3.6)
Roll Length	ft (m)		150 (46)	150 (46)	150 (46)	200 (61)	200 (61)	200 (61)	200 (61)	200 (61)	200 (61)
Estimate Roll Weight	lbs (kg)		101 (46)	119 (54)	130 (59)	163 (74)	187 (85)	223 (106)	387 (175)	499 (226)	628 (284)
Area	yd <sup>2</sup> (m <sup>2</sup> )		200 (165)	200 (165)	200 (165)	267 (220)	267 (220)	267 (220)	267 (220)	267 (220)	267 (220)

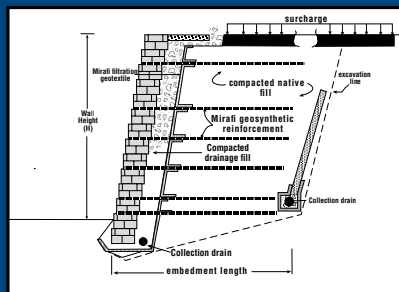
<sup>1</sup>Note: Values shown for 2XT are both machine and cross-machine direction. Values for other Mirafi® products are machine direction only.

<sup>2</sup>Also available in 1.8m (6ft) wide by 45.7m (150ft) long rolls

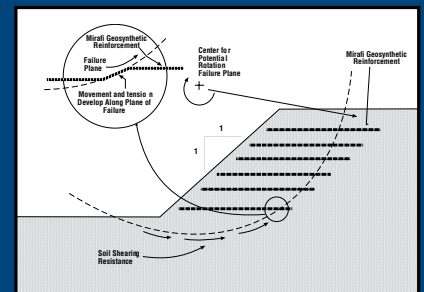
## Miragrid® Geogrids Typical Applications



**Veneer Reinforcement**



**Retaining Wall**



**Steepened Slope**

TenCate Geosynthetics Americas assumes no liability for the accuracy or completeness of this information or for the ultimate use by the purchaser. TenCate Geosynthetics Americas disclaims any and all express, implied, or statutory standards, warranties or guarantees, including without limitation any implied warranty as to merchantability or fitness for a particular purpose or arising from a course of dealing or usage of trade as to any equipment, materials, or information furnished herewith. This document should not be construed as engineering advice.

Mirafi® is a registered trademark of Nicolon Corporation.

© 2014 TenCate Geosynthetics Americas

PDS.GRID(M)0114

365 South Holland Drive Tel 800 685 9990 Fax 706 693 4400  
Pendergrass, GA 30567 Tel 706 693 2226 www.mirafi.com

